



Dressing Aids

From buttons, buckles, zippers and laces, these simple fasteners can pose difficulties in an amputee's daily activities. Featured below are various dressing aids that can make many of these tasks easier. Some can be made using household items and others are available through specialty retailers.

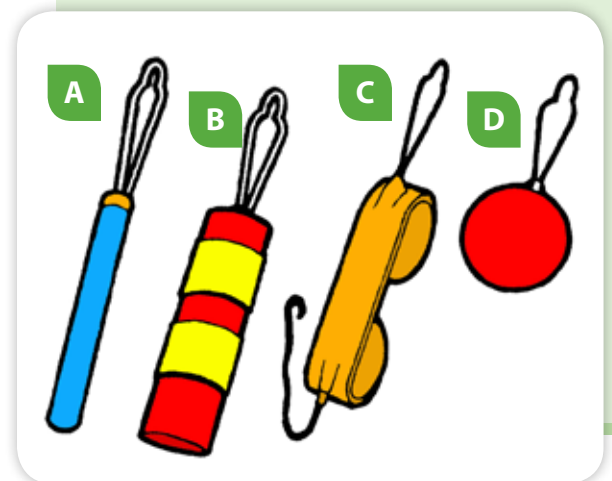
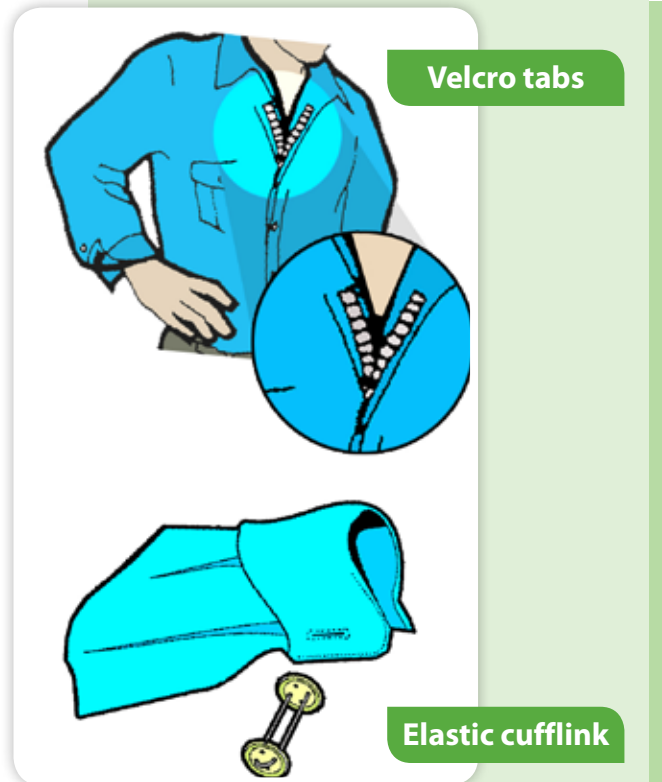
Hassle-free Fasteners

- Velcro tabs under shirt or blouse buttons instead of conventional button holes.
- A Velcro strip instead of a zipper in the fly of trousers.
- Velcro on jacket cuffs.
- Toggle buttons on outer wear which are easier to manage than stiff, flat buttons.
- Cuff links made of elastic thread between two buttons keep cuffs looking tidy while letting you slide your hand in and out without undoing the button.
- Some button-up shirts can be put on without being fully unbuttoned, simply leave enough buttons undone to allow room for your head, and then fasten the rest later.

Button Hooks

To assist the amputee with buttoning clothing, various button hooks are available including the regular handle(A), rubber handle(B), cuff handle(C), and ball or knob handle(D).

A button hook has a small wire loop that slips over the button and when pulled, guides the button through the buttonhole.



Zipper Pull Rings

For those who have difficulty holding onto and pulling the regular zipper tabs, a variety of zipper pull rings are available which attach to the regular zipper tab and which can be grasped more easily by artificial limbs. An alternative to zipper pulls are binder rings. These items are ideal for coats and jackets where they can be left permanently attached.



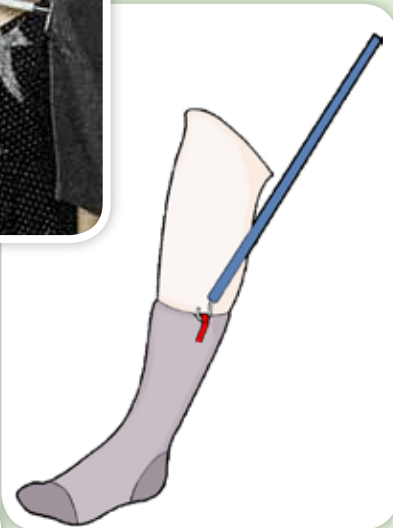
Shoe-lace Locks/Velcro Fasteners/ Elastic Laces

For those who are unable to tie shoe-laces, shoe-lace locks can assist. They can be operated with the use of one hand and self-tighten to hold laces in place. Elastic laces are another alternative. Also shoes with Velcro fasteners rather than laces may be easier for the amputee to manipulate.



Dressing Sticks

Dressing sticks can be useful for putting on jackets, socks, shirts, slacks or skirts. Some designs have hooks for pulling zippers and shoelace loops. Loops can also be sewn to clothing and the dressing stick can be used to hook into the loops and help pull the clothing on.



Sock and Stocking Aids

To help make pulling on socks easier for amputees, a variety of sock aids are available. Designed with single-hand users in mind, a continuous loop cord allows the amputee to pull up his/her sock with ease. A garter style cord is ideal for pulling on longer stockings that go over the calf.



Contact Information

To find local stores that sell dressing aids try searching the internet under these keywords: Home Health Services and Supplies, Medical Supplies, Surgical Supplies, Surgical Appliances. In smaller communities there may not be a daily living aids store and you may have to try the closest large centre. The contacts listed below also sell many dressing aids.

Shoppers Home Health Care
(located in AB, BC, ON, NB, NL)
call **1 800 746-7737** for the location nearest you
or **shoppershomehealthcare.ca**

Patterson Medical
1 800 665-9200
www.pattersonmedical.ca

Harding Medical Supplies
(located in NB, NS, and PE)
call **1 800 565-1680** for the location nearest you
or **www.hardingmedical.com**